

UNIT 1 2 3 4 5 6 7 8 9 10

UNIT 1 3
CLASSROOM RULES

UNIT 2 19
NATIONALITY

UNIT 3 31
CARTOON CHARACTERS

UNIT 4 45
FREE TIME

UNIT 5 59
MY DAY

UNIT 6 73
FUN WITH SCIENCE

UNIT 7 85
JOBS

UNIT 8 97
MY CLOTHES

UNIT 9 109
MY FRIENDS

UNIT 10 121
FOOD AND DRINKS





JOIN US 4 STUDENT'S BOOK


© PHASELIS YAYINCILIK 2020

Artwork : Serpil Ağyar - Aret Abrahamoğlu
Illustration : Ömer Işık
Cover Design : Aret Abrahamoğlu
Publisher certificate number : 34496
Press certificate number : 35428
Place of publication : WPC Matbaacılık San. Tic. A.Ş.
Osmangazi Mah. Mehmet Deniz Kopuz
Cad. No:17 Esenyurt / İSTANBUL

First published 2017
Second impression 2019
ISBN 978-605-9523-20-2

PHASELIS YAYINCILIK EĞİTİM SAN. ve TİC. LTD. ŞTİ.
Oruçreis Mahallesi Tekstil Kent Caddesi
Tekstil Kent Ticaret Merkezi Sokak
10-AN Blok No:208 (A7-40)
PK 34235 Esenler / İSTANBUL

+90 212 438 43 86 / 0545 213 61 14
info@phaseliseducation.com
www.phaseliseducation.com
www.facebook.com/phaseliseducation/
www.instagram.com/phaseliseducation/



All rights reserved. The publisher and the author retain all copyrights in any texts, exercises, graphic images and photos in this book. No part of this publication may be reproduced or transmitted in any form or by any means, electronic or mechanical, including photocopying, recording or any information storage and retrieval system, without permission in writing from the publisher. It is not meant to be changed in any way.

Acknowledgements

We would like to thank all the staff who have contributed their skills to producing this book. We are also grateful to those institutions and teachers who piloted the manuscript, and those whose comments and feedback were valuable in the production of this book.



CLASSROOM RULES

UNIT 1

Vocabulary List

school bag

pencil

pencil case

pencil sharpener

book

board

door

ruler

pen

crayon

paint brush

okul çantası

kurşun kalem

kalemlik

kalemtraş

kitap

yazı tahtası

kapı

cetvel

dolma/tükenmez kalem

pastel boya

boya fırçası

palette

scissors

eraser

desk

turn on

turn off

join

leave

stay

take

palet

makas

silgi

sıra

açmak

kapatmak

katılmak

bırakmak

kalmak

almak


1

Listen, study and repeat.



2

Write the names of the objects.



1.
2.
3.
4.
5.
6.
7.
8.
9.
10.
11.
12.
13.
14.
15.



4

3

Find and circle the classroom objects.

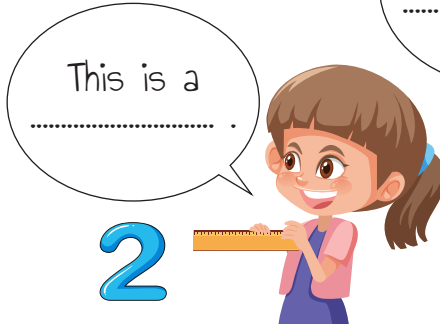


4


Look at the pictures. Complete the sentences.



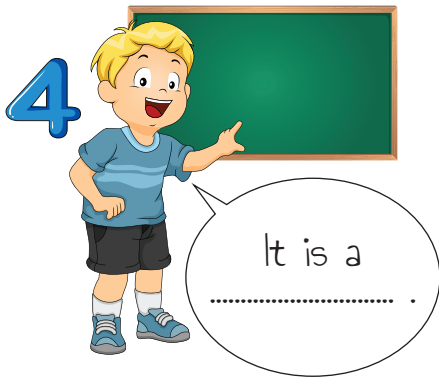
This is a
.....




This is a
.....



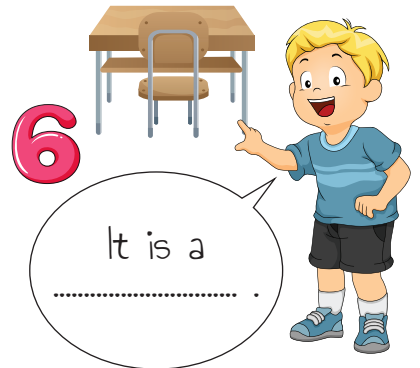
It is a
.....



It is a
.....



It is a
.....



It is a
.....

5


Write the letters.



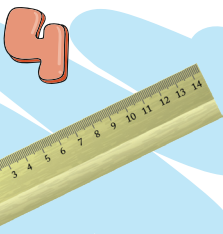
D _ _ R




P E _ _ _ L




B _ _ _



R _ L _ _



_ O A _ _



D _ S _

6


CLASSROOM INSTRUCTIONS



- **Be quiet, please!**
- Lütfen sessiz olun!



- **Stand up, please!**
- Lütfen ayağa kalkın!




- **Sit down, please!**
- Lütfen oturun!



- **Open the door, please!**
- Lütfen kapıyı açın !



- **Close the door, please!**
- Lütfen kapıyı kapatın!



- **Clean the board, please!**
- Lütfen tahtayı silin!




- **Don't throw rubbish!**
- Çöp atma!



- **Say that again, please!**
- Lütfen tekrar söyle!



- **Come in!**
- İçeri gir!



- **Give me the pencil, please!**
- Lütfen bana kurşun kalemi ver!



- **Don't eat junk food!**
- Abur cubur yeme!



- **Eat fresh fruit!**
- Taze meyve ye!



- **Hold up your hands!**
- Ellerini kaldır!



- **Turn around, please!**
- Lütfen dön!

IMPORTANT CLUES 1



LET'S STUDY

1. We use "Can you...?".

("Can you...?" kullanırız.)

Ex. Can you close the door? (Kapıyı kapatabilir misin?)

2. We use imperatives and add "Please".

(Emir cümlesi kullanılır ve "Please" ekleriz.)

Ex. Give me the ruler, please.
(Bana cetveli verir misin, lütfen.)

We ask for something in two ways.

(İki şekilde istekte bulunuruz.)



İstekleri şu şekilde cevaplarız.

Okay! (Tamam!)

Of course / Sure. (Elbette.)

Thank you. / Thank you very much.
(Teşekkür ederim. / Çok teşekkür ederim.)

Excuse me! (Affedersin!)

Say that again, please!
(Tekrar söyleyin lütfen!)

Here you are! (Buyurun!)

Sorry, not right now!
(Üzgünüm şimdi değil.)

6

Listen to the classroom instructions and put the pictures in order.

Clean the board, please!

Sit down, please!

Hold up your hands!

Close the door, please!

Eat fresh fruit!

Come in!

Stand up, please!

Give me the pencil, please!

Be quiet, please!

Say that again, please!

Don't throw rubbish!

Open the door, please!

7

Complete the instructions.

turn fresh fruit up quiet clean give junk food
 rubbish hold up down say come open

- Give me the scissors, please! 
- Don't throw ! 
- your hands! 
- that again, please! 
- Be, please! 
- Stand, please! 
- in! 
- Eat ! 
- the board, please! 
- Sit, please! 
- the door, please! 
- Don't eat ! 
- around, please! 

IMPORTANT CLUES 2



LET'S STUDY



Asking for Permission

We use "May I ...? / Can I ...?".

İzin isterken "May I...? / Can I...?" soru kalıbını kullanırız.

Ex. **May I / Can I eat an orange?**
Portakal yiyebilir miyim?



To give permission, use these expressions:

Positive Answers (Olumlu Cevaplar)

Yes, you may. (Evet, yapabilirsiniz.)

Sure / Of course. (Elbette.)

Negative Answers (Olumsuz Cevaplar)

Sorry, not right now. (Üzgünüm, şimdi değil.)



8

Complete the dialogues.

Thank

sure

you may(x2)

course

not right now (x2)

you

1. Linda : May I join the game?

Sally : Yes, **you may**



2. John : May I stay with you?

Jane : Sorry,



3. Mary: May I take your crayons, palette and notebook?

Isabella : Of Here are.

Mary : you very much.



4. Carol : May I leave the class?

Teacher : Sorry,



5. George : It's very dark. May I turn on the light?

Alex :



6. Mother : Good night, my dear! May I turn off the light?

Suzan : Yes,



9

Fill in the blanks with the expressions.

come in



open the window

sit down

clean the board

close the door

go back to my place



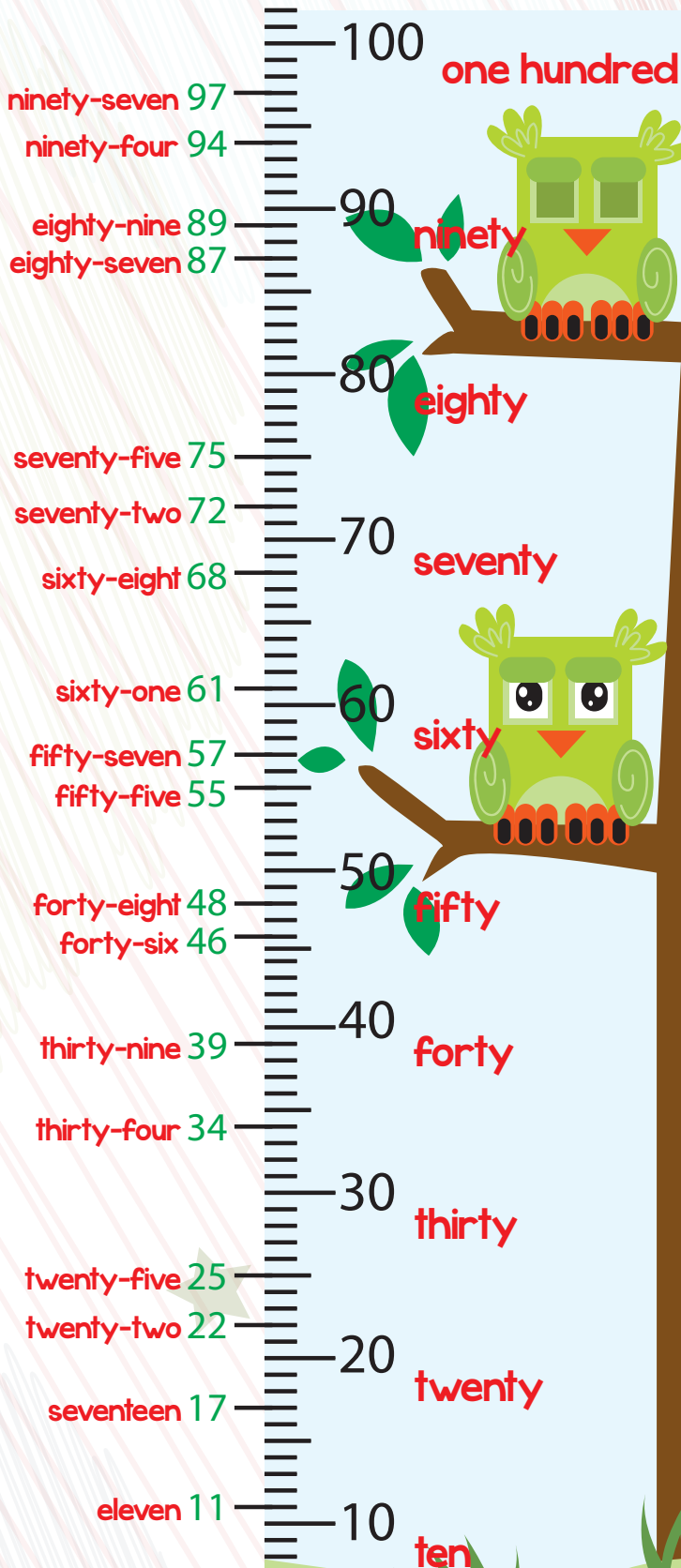
- a. Be quiet.
- b. Give me the book.
- c. Open your book.


- d. Sit down.
- e. Come in.
- f. Close the door.



NUMBERS

COLOURS





28 = purple

60 = pink

53 = black

81 = green

26 = red

16 = blue

100 = white

17 = orange

70 = brown

40 = yellow

12

Write the numbers.

49

14

15

12

32

20

31

13

18

13

Do the mathematical operations. Write the results.


$18 + 24 = 42$ > eighteen + twenty-four = forty-two

$50 \div 2 = 25$ > \div =






$28 + 18 = 46$ > + =

$48 \div 3 = 16$ > \div =

$8 \times 4 = 32$ > \times =



LET'S HAVE FUN !!!



UNIT 1 - CLASSROOM RULES

1.



Verilen resme göre uygun seçeneği işaretleyiniz.

- A) pen, pencil, book
- B) paint brush, scissors, desk
- C) pencil case, ruler, notebook
- D) eraser, crayon, school bag





2.



Konuşma balonunda boş bırakılan yere hangi seçenek uygun düşmez?

- A) Here you are
- B) Yes, you may
- C) Of course
- D) Thank you very much

3. Hangi kalbin rengi doğru verilmiştir?

- | | |
|--|--|
| A)  | B)  |
| black | orange |
| C)  | D)  |
| blue | white |

4.

Sixty-three, seventy-three, eighty-three,

Boş bırakılan yere uygun düşen seçeneği işaretleyiniz.

- A) ninety-three
- B) ninety-nine
- C) eighty-five
- D) a hundred

5.



Verilen resme göre doğru olan seçeneği işaretleyiniz.

- A) Open the door, please!
- B) Eat fresh fruit!
- C) Turn around!
- D) Say that again, please!

6.

A: I stay at home?
B: Of course, you may.

Boş bırakılan yere uygun düşen seçeneği işaretleyiniz.

- | | |
|---------|--------|
| A) Have | B) Has |
| C) Am | D) May |

CLASSROOM RULES

7. $36 + 7 = \dots\dots$ $55 - 12 = \dots\dots$

Boş bırakılan yere uygun düşen seçeneği işaretleyiniz.

- A) fifty
- B) thirteen
- C) forty-three
- D) ten

8. Verilen rakamların en küçüğünü işaretleyiniz.

- A) twenty-three
- B) fifty-seven
- C) thirty-four
- D) forty-sixty

9. I. Sure. Here you are.
II. Can you give me the purple ruler?
III. The purple ruler, please.
IV. Say that again, please!

Diyaloğun doğru sıralanışı hangi seçenekte verilmiştir?

- A) I - II - III - IV
- B) IV - III - I - II
- C) II - IV - III - I
- D) II - IV - I - III

10.



Görsele göre doğru seçeneği işaretleyiniz.

- A) Sit down, please.
- B) Clean the board.
- C) Come in.
- D) Open the window.

11.

$10 - \dots\dots - 30 \dots\dots - 50$

Verilen örüntüyü tamamlayan seçeneği işaretleyiniz.

- A) twenty-thirty
- B) twenty-forty
- C) thirty-forty
- D) fifty-forty

12.



Verilen sorunun cevabının bulunduğu seçeneği işaretleyiniz?

- A) It is a notebook.
- B) It is a book.
- C) It is an eraser.
- D) It is a pencil.